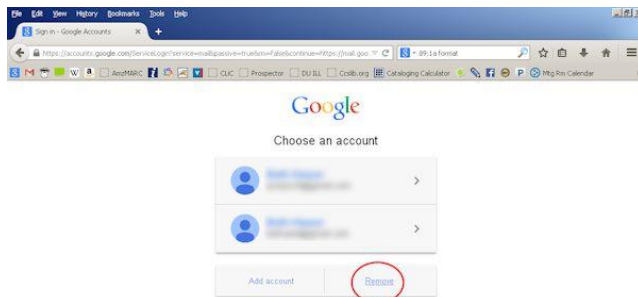
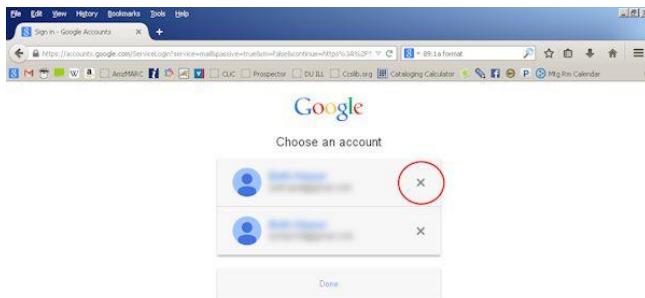


REMOVING OTHER PEOPLE'S LOGINS FROM GMAIL (p1)

Because of some recent changes to gMail's login screen, you will sometimes find that someone else's account information is already on the login screen, like this:

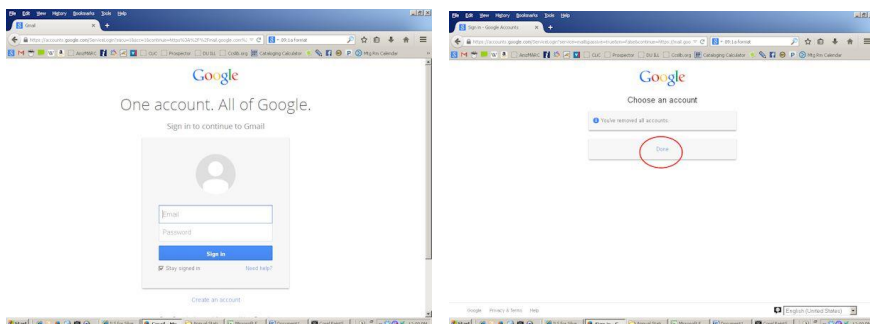


Click **Remove**. The screen will change to show an X next to each account name. Click on each X to remove unwanted accounts.

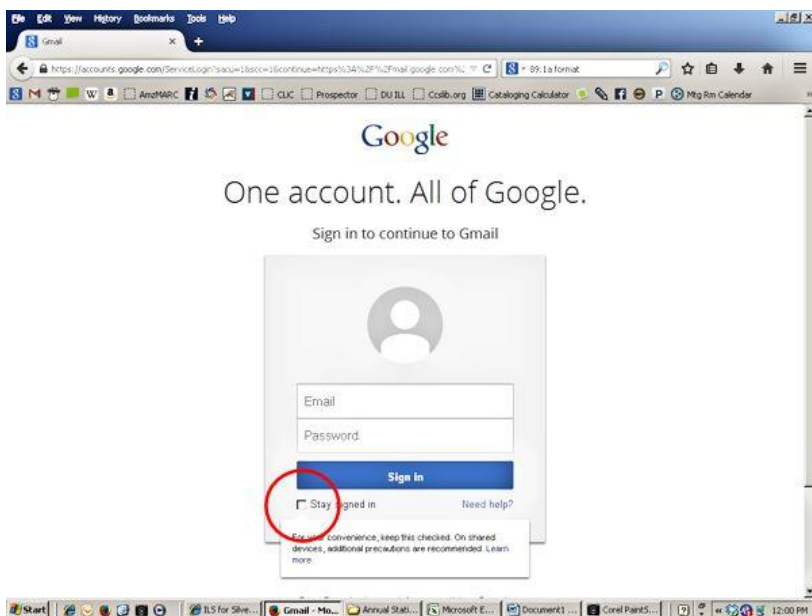


REMOVING OTHER PEOPLE'S LOGINS FROM GMAIL (p2)

Once you have removed all of the unwanted accounts, click **Done**. The familiar Gmail login screen will appear.



TO PREVENT YOUR ACCOUNT INFORMATION FROM APPEARING TO THE NEXT USER WHO LOGS INTO GMAIL: uncheck the **Stay Signed In** box.



That's it! You can now log in as normal.